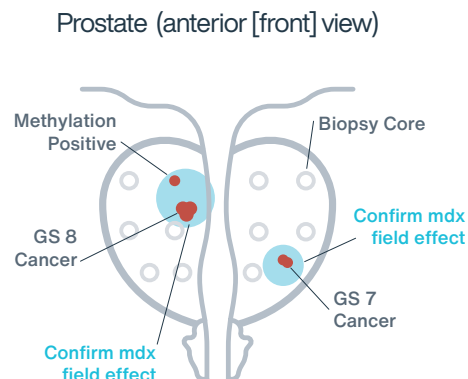


# Up to 30% of men with a negative biopsy result actually have cancer<sup>1,2</sup>

Accurately detecting prostate cancer can sometimes be challenging. Cancer may be present in the areas of your prostate not biopsied.



Xpert One Support is founded on personal attention, responsiveness, and commitment to customer satisfaction.

Our Patient First Promise ensures mdxhealth tests are accessible and affordable for all patients. If you're facing financial challenges, contact an Xpert One Support patient advocate to find the right assistance options for you.



**866-259-5644**

Monday – Friday, 5:00AM – 5:00PM PT



**info@mdxhealth.com**

#### References

1. Welch HG, et al. Detection of prostate cancer via biopsy in the Medicare-SEER population during the PSA era. J Natl Cancer Inst. 2007
2. Pinsky PF, et al. Repeat prostate biopsy in the prostate, lung, colorectal and ovarian cancer screening trial. BJU Int. 2007
3. Shen F, et al. Three-dimensional sonography with needle tracking: role in diagnosis and treatment of prostate cancer. J Ultrasound Med. 2008
4. Van Neste L, et al. Risk score predicts high-grade prostate cancer in DNA-methylation positive, histopathologically negative biopsies. Prostate. 2016

Mdxhealth is regulated under the Clinical Laboratory Improvement Amendments (CLIA) and the College of American Pathologists (CAP) as an accredited laboratory to perform high complexity clinical testing. This test was developed, and its performance characteristics determined by Mdxhealth. It has not been cleared or approved by the US Food and Drug Administration. The FDA has determined such clearance or approval is not necessary.

CLIA# 05D2033858; CAP# 8015399

IR-BROC-0103-R05

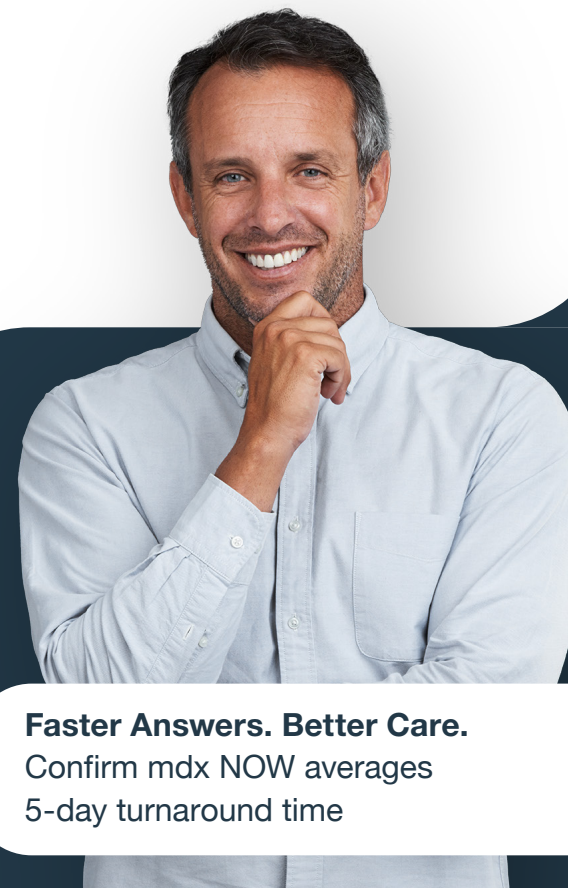
mdxhealth  
www.mdxhealth.com



Confirm mdx  
for Prostate Cancer

## Does a negative biopsy rule out cancer?

Confirm mdx helps identify what  
the biopsy may have missed



**Faster Answers. Better Care.**  
Confirm mdx NOW averages  
5-day turnaround time

# 3 things you should know about a prostate biopsy

1

Prostate tissue samples taken during your biopsy procedure are reviewed by a pathologist who uses a microscope to examine your tissue for cancer cells.

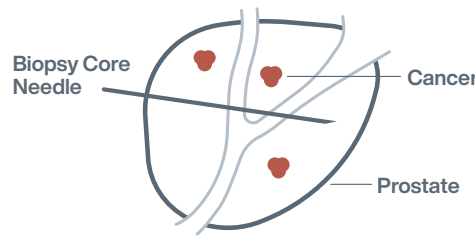
2

Because the biopsy provides limited information, your urologist may consider additional testing to determine if you're at risk for undetected cancer.

3

A standard prostate biopsy samples less than 1% of the prostate. Your diagnosis is based only on the tissue sampled.<sup>3</sup>

Prostate (lateral [side] view)



## Get the most information possible from your prostate biopsy with Confirm mdx

The Confirm mdx test will help to determine if you are at risk for undetected prostate cancer. The test examines your biopsy tissue at a DNA level to detect cancer-related changes that cannot be seen during a standard microscopic evaluation.

Because the test is performed on the existing biopsy tissue, no additional office visit or procedure is required for your doctor to order Confirm mdx.

## Can Confirm mdx determine your risk for undetected cancer?

Confirm mdx will provide you with valuable information about your risk for undetected prostate cancer. A negative Confirm mdx test result will provide you peace of mind and confidence that aggressive **cancer was not missed**.<sup>4</sup>

### How it works



## Will your insurance cover Confirm mdx?

Mdxhealth will work directly with your insurance provider to coordinate coverage. \$0 patient responsibility for Medicare. The vast majority of patients are responsible for \$250 or less.

For questions about insurance, contact our Patient Advocate Team.

866-259-7001

[patientfirst@mdxhealth.com](mailto:patientfirst@mdxhealth.com)